

ClinicalKey AI is a clinical decision support solution that aids clinicians by combining trusted, evidence-based clinical content with generative AI to transform complexity into clarity.

The screenshot shows the ClinicalKey AI interface. On the left is a sidebar with a 'New Question' button (B) and links to 'Access References', 'Access Calculators', 'Saved Questions', and 'Recent Questions'. The 'Recent Questions' section shows a search history with a dropdown menu (E) for 'Save', 'Remove', and 'Share'. The main area has a header 'Trusted content. Powered by responsible AI.' (H) and a search bar (F) for 'Population Focus | All Ages'. Below the search bar is a text input field (B) for asking questions and an 'Ask' button. A warning message states: 'Do not include PHI or personal data. Do not use as a calculator, scoring or staging tool, or for IV compatibility'. Below this is a 'View examples' link (G) and a list of sample queries under categories 'Workup', 'Management', 'Drug', and 'Screening'. A 'Tips' icon (H) is also visible.

ClinicalKey AI landing page (signed in).

A. Hide/show privacy panel.

B. Ask a new question—basic to complex—in natural language.

C. Access **references** or **calculators**.

D. Review **saved favorites** and **recent questions** or **search previous queries**.

E. **Save, remove, or share*** recent questions.
*If sharing is configured

F. Select **population focus** using the All Ages (default) / Adult / Pediatrics toggle.

G. View **sample queries** by category.

H. View **Tips** for writing effective queries.



ClinicalKey AI is also available on your **mobile device**. Download the app via the Apple App Store or the Google Play Store. See page 4 for [QR codes](#).

Fast, clear answers

The screenshot displays the ClinicalKey AI+ interface. At the top, the ClinicalKey logo and user profile are visible. The main content area shows the query: "What is the workup for renal artery stenosis?". Below the query, there is an AI-generated response, a summary, and sections for "Additional Information" and "References". A sidebar on the left provides navigation options like "New Question", "Access References", and "Recent Questions". A right-hand panel titled "Follow up questions" offers related queries. At the bottom, there is a section to "Ask a follow-up question here" with a "New" button and an "Ask" button. Red callout letters (I, J, K, L, M, N, O, P, Q, R) are overlaid on the interface to highlight specific features.

ClinicalKey AI query results.

I. Review **AI-generated responses**.

J. View **additional information**.

K. Explore **references**; click **Details** for quick view.

L. Ask **follow-up question**.

M. Give **feedback**, get **help**, or redeem **CME/MOC**.

N. **Save** or **share** (if sharing is configured).

O. View **suggested follow-up questions**.

P. View in other **language**.* Toggle appears here if query is in supported non-English language, e.g., View in Spanish .

Q. View quantity of **CME/MOC credits** for this question asked.

R. View **Tips** for writing effective queries.

*Content is in US English. Translation is of main response, Additional Information, and Follow-up Questions.

Translation support for French, German, Spanish, Italian, and Portuguese is included.


While the system may support additional non-English translations, those languages have not been validated. The list of supported languages will grow over time.

Best Practices


Use these tips to make the most of ClinicalKey AI's conversational search with summarization powered by generative AI to quickly receive trusted, evidence-based clinical content to help you answer clinical questions.

-  **1. Include details for a more relevant response.**


ClinicalKey AI is optimized to answer questions. Instead of using just keywords, which will return a very broad answer, rephrase your entry as a detailed question to get a better response.

-  **2. Be as explicit as possible.**


Responses are designed to be succinct and cover a broad population. If you are looking for specific information, such as details for a particular demographic, condition, or drug, ask about it. Otherwise, the information might not appear in the response.

-  **3. Do not include protected health information (PHI) or any other personal data.***

*If your organization has executed a business associate agreement (BAA) with us that is in effect, this may not apply; ask your administrator if unsure.


-  **4. Do not use as a calculator, as a scoring or staging tool, for medication dose conversions, or to confirm IV compatibility.**

ClinicalKey AI is not designed to provide clinical calculations, such as dosages by weight, or to be used as a scoring or staging tool. Always check these types of calculations yourself by using appropriate, trusted local sources. Any unsolicited calculation or score provided by the AI system must not be used in decision making.†


-  **5. Avoid asking for the “best” choice.**

In general, no logic or rule set is applied to your query. For example, ClinicalKey AI does not weigh pro and con options to determine the “best” choice. A better way for you to determine what is “best” is by asking for a list of options with the key rationale for determining the selection.


†Clinical calculators are available via [ClinicalKey](#). Additional IV compatibility tools can be found through [Clinical Pharmacology](#). Contact [Elsevier Support](#) to learn more.

-  **6. Refrain from asking for medication costs or coverage by insurance.**

At this time, these queries cannot be answered accurately because ClinicalKey AI does not have access to that information.

-  **7. If at first you don't succeed, try again!**

If you don't get the answer you're looking for at first, enter a follow-up question to clarify further. Follow-up questions suggested by ClinicalKey AI also can help clarify or narrow down answers.

-  **8. Check for further details in the Additional Information section.**

Tips continued on next page

Best Practices

9. Persona prompts are not needed.

ClinicalKey AI is designed to answer clinical questions, so you don't need to use role/persona prompts (e.g., "act as a medical assistant").



10. Use the Reference links to find more comprehensive information.

You can quickly validate the response's accuracy with the *Show Details* drop-down for each cited source. This will display the relevant excerpt of the content from which the response was created.

11. Get query assistance from the Examples section on the home page or the Tips feature.

The follow-up questions that ClinicalKey AI suggests can also provide good examples of queries to use.

12. Practice using the software to get a feel for what works best!

Recommendations 	Cautions 
<ul style="list-style-type: none"> Ask a more complex question with details and context. Example: <i>What are the management options for anticoagulation in a 65 yo man w/PE who is on high dose diltiazem?</i> 	<ul style="list-style-type: none"> Using keywords gives broad results. Example: <i>Anticoagulation</i>
<ul style="list-style-type: none"> Ask a specific, explicitly stated question. Example: <i>Does brexpiprazole require a dosage adjustment for severe renal impairment?</i> 	<ul style="list-style-type: none"> Avoid broad, nonspecific questions. Example: <i>What is dose of brexpiprazole?</i>
<ul style="list-style-type: none"> Ensure your prompt does not contain any protected health information (PHI) or any other personal data.* 	<ul style="list-style-type: none"> Remember to not include PHI or any other personal data.*
<ul style="list-style-type: none"> Use one of the calculators included in ClinicalKey. 	<ul style="list-style-type: none"> ClinicalKey AI is not designed for clinical calculations nor to be used as a scoring or staging tool.
<ul style="list-style-type: none"> Phrase a query as if you were asking another clinician. Example: <i>What is the management for pulmonary sarcoidosis stage 3?</i> 	<ul style="list-style-type: none"> Traditional prompt engineering format is unnecessary. Example: <i>Act as a medical assistant: What is the management for pulmonary sarcoidosis stage 3?</i>
<ul style="list-style-type: none"> Stick to clinical queries for best results. 	<ul style="list-style-type: none"> Do not ask about medication costs or insurance coverage.
<ul style="list-style-type: none"> Ask for the information you need to make an informed, independent decision. Example: <i>List management options for e. coli.</i> 	<ul style="list-style-type: none"> The tool should not replace clinical logic or reasoning. Example: <i>What is the best treatment for e. coli?</i>

*If your organization has executed a business associate agreement (BAA) with us that is in effect, this may not apply; ask your administrator if unsure.



ClinicalKey AI is also available on your **mobile device**. Download the app via the Apple App Store or the Google Play Store.



Apple App Store



Google Play Store

Content & Responsible AI



Trusted Content

Content is carefully curated for the clinical use case.

- ClinicalKey AI includes curated evidence-based sources of content:
 - Full-text articles from top journals such as *The Lancet series*, *CHEST*, *Journal of Allergy and Clinical Immunology*, and the *Clinics series*, among others
 - Additional content sources, including full-text *The New England Journal of Medicine (NEJM)* and multiple abstracts across specialties
 - Medical reference texts, such as:
 - *Braunwald's Heart Disease: A Textbook of Cardiovascular Medicine*, 13th ed.
 - *Goldman-Cecil Medicine*, 27th ed.
 - *Nelson Textbook of Pediatrics*, 22nd ed.
 - Journal abstracts copyright-cleared for use from *BMJ*, *JAMA*, and other non-Elsevier and Elsevier journals
 - Elsevier's proprietary ClinicalKey point-of-care content
 - Clinical Overviews
 - Drug Monographs
 - Drug Class Overviews
 - Selected US government publications from the FDA, CDC, and NLM
 - Guidelines from the American College of Cardiology (ACC), the American Association of Clinical Endocrinology (AACE), and other top medical societies
- The system is updated when new articles from these sources are published and when authors update existing content.



Responsible AI

AI and machine learning are used responsibly.

- ClinicalKey AI is committed to relentless improvement via continuous collaboration and a well-defined Clinician-in-the-loop evaluation process.
 - Consistent use of evaluation dimensions and scoring increases reliability and allows for comparison over time.
 - Regular evaluation includes credentialed, licensed, current or recently practicing physicians.
- Examples of how ClinicalKey AI aligns with [Elsevier's Responsible AI Principles](#):
 - Retrieval augmented generation (RAG) architecture provides guardrails to minimize hallucinations.
 - An AI-generated interpretation of the query is displayed for transparency.
 - Responses are sourced from evidence-based content with in-line references.
 - Linked references enable verification.
 - Real-time evidence tracking promotes traceability.
 - Thumbs up/down enables users to participate in improving quality.
 - HIPAA protection for your data ensures secure and responsible use within your workflow.



Ease of Use

ClinicalKey AI is designed for point-of-care use.

- ClinicalKey AI is optimized for conversational language and supports medical abbreviations.
- Easy-to-digest answers are formatted for the busy clinician.
- Every response includes references with linked citations to supporting published evidence.
- A quick view of the relevant section of each citation is available.
- Suggested follow-up questions are automatically generated.
- Queries are saved with time-stamped responses.
- Responsive design enables access across multiple devices (desktop or mobile).
- Built for your enterprise, SSO, SMART on FHIR, API, and link resolvers integrate cleanly and easily.

